

DECK LAYOUTS

Odyssey is licensed by the United States Coast Guard to carry 850 passengers and crew.



SOULEIADO DECK (Private)

Harbor Level Deck Seating Capacity: 250

Passenger Dining Area: 3700 Sq. Ft.

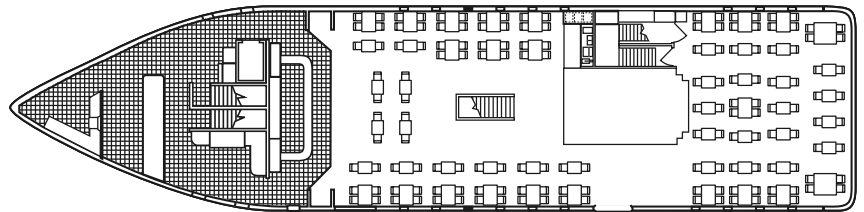
Bar: 1 Main

Heads: 4 - Women's 2 - Men's

Complimentary Coat Check: 1

Dance Floor Area: 11' x 19'

The Souleiado Deck is the largest aboard Odyssey.



BOW

STERN



HORIZON DECK (Private)

Middle Deck Seating Capacity: 230

Passenger Dining Area: 3200 Sq. Ft.

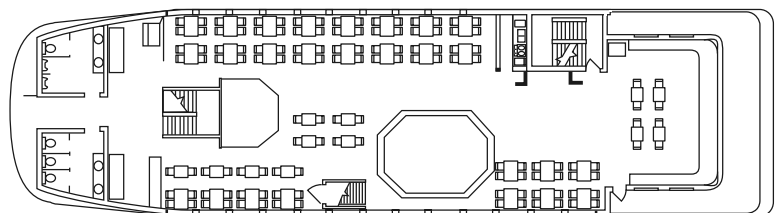
Bar: 1 Main

Heads: 3 - Women's 1 - Men's

Complimentary Coat Check: 1

Dance Floor Area: 14' x 19'

Passengers board and disembark on the stern of the Horizon Deck. This deck is handicap accessible.



BOW

STERN

www.EntertainmentCruises.com | 617/748.1499

ODYSSEY



Admiral's Lounge

ADMIRAL'S LOUNGE (Private)

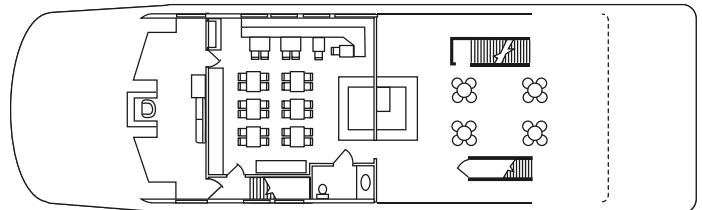
Top Deck Indoor Seating Capacity: 50
 Passenger Dining Area: 750 Sq. Ft.
 Bar: 1 - Main
 Heads: 1
 Complimentary Coat Check: 1



Admiral's Aft


ADMIRAL'S AFT (Public)

Public Observation Area: 1600 Sq. Ft.
 Bar: 1 - Main



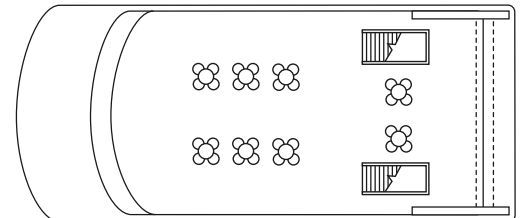
BOW

STERN



SKY DECK

Observation Deck Area: 1650 Sq. Ft.
 The Sky Deck is equipped with an outdoor sound system.
 (Smoking is permitted on outside decks only.)



BOW

STERN

www.EntertainmentCruises.com

617/748.1499

ODYSSEY